

DUO 4

ELEGANT 4 INCH UP AND DOWN LUMINAIRE

Housing

Diameter : Ø4.8" | Height : 15.1" | Weight : 8.5 lbs

Material

Housing : Extruded Aluminum

Lens : Clear polycarbonate

Power Input

Downlight : 25W | 120-277V

Uplight : 25W | 120-277V

Lumen Output

Downlight : 2,205 lm (25W)

Uplight : 1,045 lm (25W/RGB)

Dimming

DMX : High resolution dims to 0.1% (RJ45 only)

(Supports ANSI E1.20 RDM protocol)

Dual Dimming (Controls Up/Down Separately)

Color Quality

CRI 85 | UGR ≤ 19

Rated Life

> 100,000 Hours (L70)

Finish



Black



White

Color Temperature



2700K



3000K



3500K



4000K



RGB

Optics



20°
DOWN



30°
DOWN



45°
DOWN



60°
UP/DOWN



Wide
UP/DOWN

Mounting



Power Line



Power Line
Remote Power

Warranty

5 Year limited warranty

Listing




Intertek

SPECIFICATION SHEET RGB UPLIGHT / WHITE DOWNLIGHT

Revolutionary Mounting System

Perfect for highlighting beautiful ceiling spaces, the embedded Powerline™ System offers a highly aesthetic fixture, with a less than 1-inch canopy option for that truly quiet ceiling design.

Available in a range of dimming capabilities including DMX, this added technology does not compromise the look and feel of the luminaire and is done through a hidden signal wire that can also offer separate uplight and downlight dimming controls.



METEOR

meteor-lighting.com

SPECIFICATION

PROJECT NAME

DATE

CATALOG #

QUANTITY

The product configurator function on this page works only with the latest version of Chrome or Adobe Acrobat Reader.

<input type="text" value="DUO4"/>	MODEL	DUO 4		
<input type="text" value="50"/>	WATTAGE	50 Downlight: 25W Uplight: 25W		
<input type="text"/>	CCT / CRI	278 2700K / CRI 85 408 4000K / CRI 85	308 3000K / CRI 85	358 3500K / CRI 85
<input type="text" value="RGB"/>		Uplight RGB RGB		
<input type="text" value="UNV"/>	VOLTAGE	UNV 120 – 277V		
<input type="text" value="DMXRD"/>	DIMMING	With Signal Wire DMXRD ¹ DMX dims to 0.1% Dual (Up/Down Separately)		
<input type="text"/>	BEAM ANGLE	Downlight 20 20° 60 60°	30 30° WD ² Wide	45 45°
<input type="text"/>		Uplight 60 60°	WD ² Wide	
<input type="text"/>	FINISH	BLK Black	WHT White	
<input type="text"/>	MOUNTING	PL#(2/4/6/8/10) ³ Power Line Mount (2, 4, 6, 8, and 10 ft.)	PL#RM(2/4/6/8/10) ³ Power Line Mount with Remote Power (2, 4, 6, 8, and 10 ft.)	

CLEAR FORM

¹ DMXR connects with RJ45 Sockets

² WD option reduces delivered lumens by ~20%

³ Replace “#” with the required length designation. ex: PL2, PL4

TECHNICAL DETAILS

Electrical

- Downlight : 2,205 lm (25W)
- Uplight : 1,045 lm (25W) (RGB)
- Power Input : Universal (120-277V)
- Operating Temperature : -13°F~104°F
- Surge Protection : Built-in is 2.5KV
- Power Factor Greater than 0.9

LED Features

- Color Temperature : 2700K, 3000K, 3500K, 4000K and RGB
- CRI 85
- UGR ≤ 19
- Long lasting LED luminaire tested under TM21 lumen maintenance L70 @ 100,000 Hrs

Optics

- Precision molded high transmittance clear lenses
- Beam Angle Down : 20°, 30°, 45°, 60°, WD
- Beam Angle Up : 60°, WD

Advanced Dimming

- Proprietary VX Driver™ is integrated across all dimming options, delivering video flicker-free performance and full compliance with IEEE 1789.

With Signal Wire

- DMX : high resolution dims to 0.1% (RJ45 only) (Supports ANSI E1.20 RDM protocol)
- Dual Dimming (Controls Up/Down Separately)

Housing

- Diameter : Ø4.8"
- Height : 15.1"
- Material : Extruded Aluminum
- Weight : 8.5 lbs
- Canopy Height : 2.95"

Mounting

- Power Line Mount 2ft, 4ft, 6ft, 8ft, 10ft (Canopy Height : 2.95")
- Power Line Mount 2ft, 4ft, 6ft, 8ft, 10ft with Remote Power (Canopy Height : 0.84")

Warranty

- 5-year limited warranty

Listing

- ETL Damp Location Listed

PERFORMANCE SUMMARY*

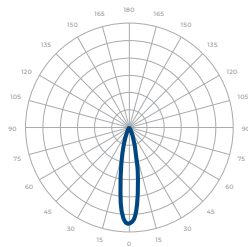
Delivered Lumens				Current Consumption		
50W UP (25W)	R	G	B	WATTAGE / VOLT	120V	277V
	125lm	820lm	100lm	50W	0.46A	0.20A
50W DOWN (25W)	2700K	3000K	3500K			
	1,900lm	2,060lm	2,180lm			

*Tolerance ±8%

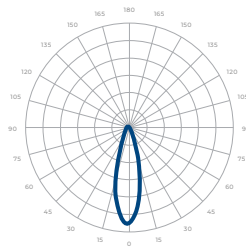
PHOTOMETRICS

Below is a typical photometric representation of the Duo 4 fixture. Please download IES files to ensure exact photometric value.

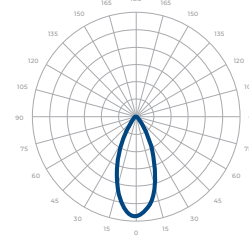
Downlight :



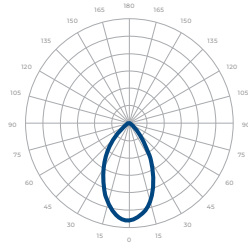
20°



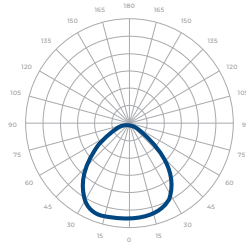
30°



45°

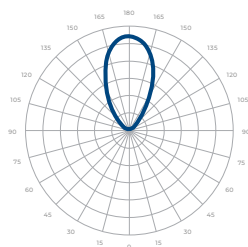


60°

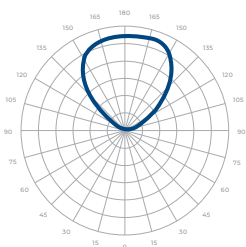


WIDE

Uplight :



60°



WIDE

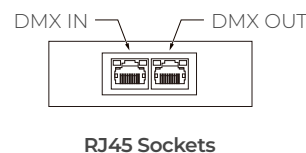
DMX REQUIREMENTS

The Duo 4 static white + RGB Uplight fixture with DMX is a **four channel dmx** unit. The downlight and uplight are controlled **separately**. When placing an order, please indicate DMX address. (The DMX address will be listed on the back of the fixture). Do not connect more than 32 fixtures per DMX daisy chain.

DMX Address				
Fixture	Red Control (ex. X) Uplight	Green Control (ex. X+1) Uplight	Blue Control (ex. X+2) Uplight	White Control (ex. X+3) Downlight
#1	1	2	3	4
#2	5	6	7	8
#3	9	10	11	12

The fixture can be connected with RJ45 sockets. DMX cables **are not** included; please refer to compatible DMX cabling list for more information. The final fixture on each daisy chain should be terminated by the use of a DMX terminator purchased from a 3rd party or from Meteor.

CONNECTION	RJ45 (CAT5e)
Common	WHITE/BROWN(PIN7) & BROWN (PIN 8)
Signal -	ORANGE (PIN 2)
Signal +	WHITE/ORANGE (PIN 1)
Spare	-
Spare	-

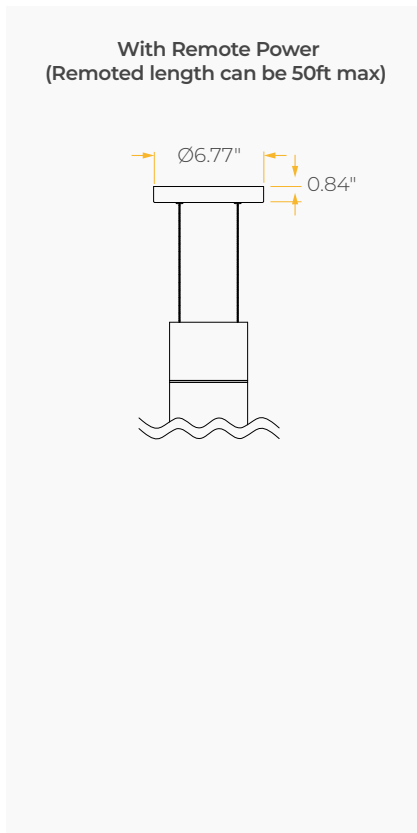
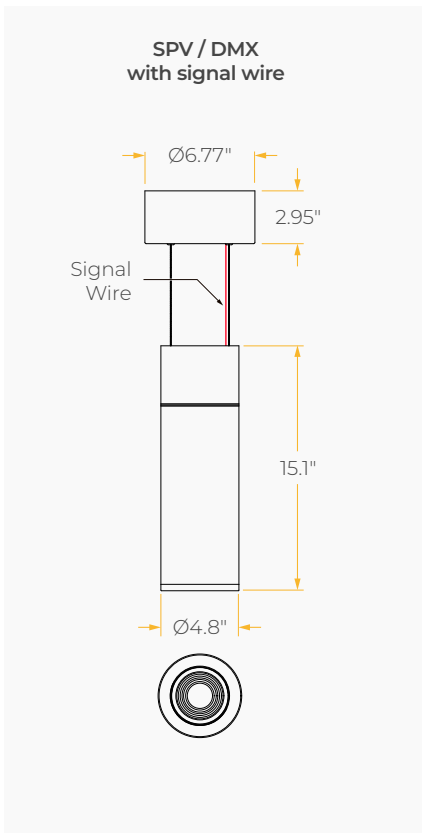


COMPATIBLE DMX CABLING LIST

DMX uses a cable consisting of two twisted pairs plus a shield to carry data. The cable must be specifically impedance matched for the digital DMX signal, meaning that microphone cable or other non-rated cable **must not be used to carry DMX**. Network cable (Cat5, 5e or 6 cable) may be used to carry DMX in an installation; however special consideration must be given to shielding and termination. Under no circumstances should solid core cable like Cat5 be terminated into a screw down connector.

Meteor recommends the use of Belden 9729 for DMX installation. Belden 9729 is a two pair cable, which allows for a spare pair for 'out and back' type terminations if needed.

DIMENSIONS



MOUNTING OPTIONS*

*Junction Box not included

